

Course Instructions in Details



GAS

WWW.GLOCALAFTERSCHOOL.COM

1. Visit Website www.glocalafterschool.com

glocalafterschool.com

GAS
www.GLOCALAFTERSCHOOL.COM

HOME COURSES FILM BOOT CAMP ONLINE CONFERENCE BECOME AN ONLINE GURU LOGIN

Let's get busy Skilling

While Isolated, Let's Get Skilled !

What are you looking for? **FIND**

Glocal After School - Academy of Employability Skills · Typically replies within a few hours

Hi! How can we help you?

Continue as Saru

[Not you? Log into Messenger](#)

2. Scroll below the Home screen to see the available courses.

The screenshot displays the homepage of GLOCALAFTERSCHOOL.COM. The navigation bar includes links for HOME, COURSES, FILM BOOT CAMP, ONLINE CONFERENCE, BECOME AN ONLINE GURU, and LOGIN. The main content area features a grid of course cards, each with an illustration, title, price, and instructor profile picture.

Course Title	Original Price	Discounted Price	Instructor
Core and Advance Python – Django & Flask	Rs20,000.00	Rs11,752.00	[Profile Picture]
On-Page & Technical SEO	Rs5,000.00	Rs750.00	[Profile Picture]
Core and Advance Python Django/Flask Webinar	Rs500.00	Rs0.00	[Profile Picture]
Secrets to Effective Communication	Rs3,000.00	Rs500.00	[Profile Picture]
Virtual Strategy for Productive Team Engagement	-	-	[Profile Picture]
Email and Social Media Security	-	-	[Profile Picture]
Fundamentals of Storytelling	-	-	Barkha Thakran Founder and Chief Instructor Digital Storytelling, IIT Lucknow
Script Writing Course	-	-	[Profile Picture]

3. You can see different sections on the Home Page. To explore the courses you can also click on "COURSES" section and this is what opens. You can explore below to surf many courses.

The screenshot shows the 'All Courses' page on the website glocalafterschool.com. The page has a navigation bar with the logo 'GAS' and the URL 'www.GLOCALAFTERSCHOOL.COM'. The navigation menu includes 'HOME', 'COURSES', 'FILM BOOT CAMP', 'ONLINE CONFERENCE', 'BECOME AN ONLINE GURU', and 'LOGIN'. The main heading is 'All Courses'. Below the heading is a search bar with the text 'Search courses ...' and a search icon. To the right of the search bar is a dropdown menu set to 'Newly Published' and a grid icon. Below the search bar is a pagination indicator 'VIEWING PAGE 1 OF 9' and a set of page numbers '1 2 ... 9 -'. The page displays two course listings:

- Core and Advance Python - Django & Flask**
(0 REVIEWS) 0 STUDENTS
If you want to start learning this course, please notify us, once we reopen the course, we shall notify you....
SACHIN KUMAR
Rs20,000.00 Rs11,752.00
- On-Page & Technical SEO**
(0 REVIEWS) 5 STUDENTS
If you want to start learning this course, please notify us, once we reopen the course, we shall notify you....
PRAKASH KHATIWADA
Rs5,000.00 Rs750.00

A chat icon is visible in the bottom right corner of the page.

4. Great! Now you can see different courses on the website. How can you register? We are going to register for the course – “Secrets to Effective Communication.” Open the course and click on “TAKE THIS COURSE” Icon at right side of the website.

The screenshot shows a web browser at the URL glocalafterschool.com/course/secrets-to-effective-communication/. The website header includes the G.A.S. logo and navigation links: HOME, COURSES, FILM BOOT CAMP, ONLINE CONFERENCE, BECOME AN ONLINE GURU, and LOGIN. The course page features a breadcrumb trail: HOME / COURSE / SKILL DEVELOPMENT / PROFESSIONALS / SECRETS TO EFFECTIVE COMMUNICATION. The course title is "Secrets to Effective Communication" with 0 reviews and 6 students. The instructor is Rajat Rai Kiratee. A blue button labeled "I am Interested" is present. The course overview text describes communication as an essential skill and details the course's practical focus. A prominent orange button on the right says "TAKE THIS COURSE 4 SEATS LEFT" with a price of Rs3,000.00 crossed out and Rs500.00 shown. Below this, it lists "5 DAYS" and "10 SEATS". A chat icon is visible in the bottom right corner.

glocalafterschool.com/course/secrets-to-effective-communication/

HOME COURSES FILM BOOT CAMP ONLINE CONFERENCE BECOME AN ONLINE GURU LOGIN

HOME / COURSE / SKILL DEVELOPMENT / PROFESSIONALS / SECRETS TO EFFECTIVE COMMUNICATION

Secrets to Effective Communication

(0 REVIEWS) 6 STUDENTS

Instructors

RAJAT RAI KIRATEE

HOME CURRICULUM REVIEWS

If you want to start learning this course, please notify us, once we reopen the course, we shall notify you.

[I am Interested](#)

Course Overview:

Communication has always been an essential skills to every one of us. We believe that communication is the art of expressing oneself; where it is the process or act of performing a speech to the audience. It is commonly understood as formal, face-to-face communication, but what it actually is will be defined through this course. You will get a detailed idea about the speech, preparing techniques with the idea in effective delivering.

This course will help you in learning prerequisite to be a good speaker, principles of public speaking, body languages, how to be an effective speaker, give good presentation and also to speak with their own styles in particular setting. This course reveals the secret to be a better and efficient speaker with the secret to effective communication. This course will not be based only on theoretical perspective but will focus more on practicality letting You practice more and learn by doing.

TAKE THIS COURSE
4 SEATS LEFT

~~Rs3,000.00~~ Rs500.00


5 DAYS

10 SEATS

5. Cart Section opens like below. It displays the cost of the course. If you have any coupon code, you can enter there. Otherwise, you need to simply click on – “Proceed to Checkout”

← → ↻ glocalafterschool.com/cart/ 🔑 🔍 ☆ 🌐 ⚙️ ☰ 👤

GAS
www.GLOCALAFTERSCHOOL.COM



HOME COURSES FILM BOOT CAMP ONLINE CONFERENCE BECOME AN ONLINE GURU  LOGIN

HOME / CART

Cart

Products in your cart

📧 "Online Film Making Boot Camp by Glocal After School" removed. [Undo?](#)


Product	Price	Quantity	Total
  Secrets to Effective Communication	Rs500.00	<input type="text" value="1"/>	Rs500.00

Coupon code

CART TOTALS



Subtotal Rs500.00

Total Rs500.00

FAQs 

6. Then the Registration form is displayed on your screen. You need to fill the registration form with your basic information – Name, Address, Contact Number, and Email Address. You need to then pay the course fee via eSewa or Bank transfer and click on Submit button.

→ ↻ glocalafterschool.com/checkout/ 🔑 🔍 ☆ 🌐 ⚙️ 📄 👤 ⋮

 [HOME](#) [COURSES](#) [FILM BOOT CAMP](#) [ONLINE CONFERENCE](#) [BECOME AN ONLINE GURU](#)  [LOGIN](#)

[Have a coupon? Click here to enter your code](#)

Billing details

First name *

Last name *

Company name (optional)

Country / Region *Nepal

Street address *
House number and street name


Apartment, suite, unit, etc. (optional)

Town / City *

State / Zone *
Bagmati

Postcode / ZIP (optional)

Phone *



7. After registration, you will receive an email via contact@glocalafterschool.com with a subject-“Your Glocal After School account has been created.” Please check your email for your username and password. In case you don't receive an email in your inbox, please look for spam/junk mail as well.

Your Glocal After School account has been created! Inbox x



Glocal After School <contact@glocalafterschool.com>
to me ▾

Mon, 30 Mar, 12:27 ☆

Welcome to Glocal After School

Hi saru.pyakurel,

Thanks for creating an account on Glocal After School. Your username is **saru.pyakurel**. You can access your account area to view orders, change your password, and more at: <https://glocalafterschool.com/my-account/>

Your password has been automatically generated: **BANi#dU(HFmk**


We look forward to seeing you soon.

Activate Windows

Go to Settings to activate Win

You will receive this email after payment is received.

Your Glocal After School order is now complete Inbox x

 **Glocal After School**
to me ▾

Sun, 21 Jun, 11:20 (3 days ago) ☆ ↶ ⋮

Thanks for shopping with us

Hi Saru,

We have finished processing your order.

[Order #5466] (June 21, 2020)

Product	Quantity	Price
Mastering Academic Writing [COURSE : <i>Mastering Academic Writing</i>]	1	Rs1,000.00
Subtotal:		Rs1,000.00

9. Open the Glocal After School website again. Click on LOGIN icon at the top right corner of the website. Insert your Username and password that you received via mail and you will be logged in. After you are logged in, your name is shown at the top right corner of the home page. And the Dashboard opens.

The screenshot shows the user dashboard for Saru Pyakurel on the Glocal After School (GAS) website. The user is logged in and their name is displayed at the top right. The dashboard features a navigation menu with options like DASHBOARD, COURSES (12), ACTIVITY, PROFILE, NOTIFICATIONS (0), MESSAGES (0), MEETINGS, GROUPS (0), BUDDYDRIVE, COMMISSIONS, and MORE. A notification bar indicates 2 announcements. The main content area displays several statistics cards: 0 COURSES, 0 QUIZ, 0 QUESTIONS, 0 UNITS, 0 UNITS, 0 BADGES, and 0 CERTIFICATES. A chat icon is visible in the bottom right corner.

GAS
www.GLOCALAFTERSCHOOL.COM

HOME COURSES FILM BOOT CAMP ONLINE CONFERENCE BECOME AN ONLINE GURU 0 SARU PYAKUREL

Saru Pyakurel
active right now

DASHBOARD COURSES **12** ACTIVITY PROFILE NOTIFICATIONS **0** MESSAGES **0** MEETINGS GROUPS **0** BUDDYDRIVE COMMISSIONS

YOU HAVE 2 ANNOUNCEMENTS [CLICK TO EXPAND](#)

0 COURSES **0** QUIZ **0** QUESTIONS

0 UNITS **0** UNITS **0** BADGES **0** CERTIFICATES

10. Now you need to go to the Home page. Select the course you registered. Then you will see these different sections after you get the access. You can see Home, Curriculum, Reviews, Activity, Events and Drive.

HOME / COURSE / SKILL DEVELOPMENT / PROFESSIONALS / SECRETS TO EFFECTIVE COMMUNICATION

Secrets to Effective Communication

(0 REVIEWS) 6 STUDENTS

Instructors
RAJAT RAI KIRATEE

HOME CURRICULUM REVIEWS **ACTIVITY** EVENTS DRIVE

What's new, Saru?

Update

Add File Post Update

ALL ACTIVITY MY ACTIVITY

— Everything —

BABITA BASNET POSTED AN UPDATE IN THE COURSE SECRETS TO EFFECTIVE COMMUNICATION 16 DAYS AGO

Dear Sir,
Please find the attached video of Public Speaking – Day 1.
Thanks,
Babita

COMMENT 0 FAVORITE

ANNOUNCEMENT FOR COURSE SECRETS TO EFFECTIVE COMMUNICATION 16 DAYS AGO

Course Expired
Click to renew

Rs3,000.00 Rs500.00

0 DAYS

6 SEATS

6 STUDENTS ENROLLED

11. You can open the Activity Section, where you can find meeting link for the course. Not just the Meeting Link, you can submit your assignments, comment on other friend's assignment, give your ideas and any more through the same – “Activity Section.”

The screenshot shows a web browser at the URL glocalafterschool.com/course/secrets-to-effective-communication/activity/. The website header includes navigation links: HOME, COURSES, FILM BOOT CAMP, and ONLINE CONFERENCE. The GLOCALAFTERSCHOOL.COM logo is prominently displayed, along with the tagline 'BECOME AN ONLINE GURU'. A user profile for SARU PYAKUREL is visible in the top right corner. The main content area features a list of activity updates:

- GLOBAL AFTER SCHOOL** POSTED AN UPDATE IN THE COURSE **SECRETS TO EFFECTIVE COMMUNICATION** 17 DAYS AGO
Dear participants,
Please join the session from the link below:
<https://us02web.zoom.us/j/89298660930>
COMMENT 0 FAVORITE
- STUDENT SUBSCRIBED FOR COURSE SECRETS TO EFFECTIVE COMMUNICATION 17 DAYS AGO
Student **Saru Pyakurel** subscribed for course Secrets to Effective Communication
COMMENT 0 FAVORITE
- STUDENT SUBSCRIBED FOR COURSE SECRETS TO EFFECTIVE COMMUNICATION 17 DAYS AGO
Student **Baibhav Poudel** subscribed for course Secrets to Effective Communication
COMMENT 0 FAVORITE
- STUDENT SUBSCRIBED FOR COURSE SECRETS TO EFFECTIVE COMMUNICATION 17 DAYS AGO
Student **Amit Karna** subscribed for course Secrets to Effective Communication
COMMENT 0 FAVORITE

A chat icon is located in the bottom right corner of the page.

Join the course via Zoom App.



zoom

14. Complete the quiz and get certificate in your email.



Self-Learning Courses:

- The process of registration and payment for the self-learning courses is similar to Live Online Courses. After payment is done, you need to login to the website with username and password that comes in your email. Then select the course that you registered for. You can read the course curriculum and you need to click on “ Continue Course “ Section in the Home section of the selected course.



Every successful job hunt starts with a good cover letter and a great CV. If you aren't sure what to write in your cover letter or how to start putting together your CV and also how to prepare for a Job interview, this is the perfect course for all of you. Graduate Training program is a career booster training for graduating students and fresh graduates who are looking to get a head start on their professional life. Graduate schemes enable new recruits to settle quickly into a professional work environment, receive relevant skills development and get hands on experience and guidance for working in different roles in different areas of the organization.

Day 01: Resume and CV Writing / Cover Letter & Job Interview Preparation

The most essential part of this course is learning to make the better version of CV and Resume understanding its differences. Cover letter is the most important document that goes along with your CV when applying for any jobs or an internship. The participants will get to learn the ways to make a good CV and Resume, and also learn about Cover Letter preparation. Likewise, they will also learn about how to be prepared for Job interviews and all the queries of participants will be answered relevant to the topic.

Day 02: Formal writings (Email Etiquettes, Meeting Minutes, MOU Writing, Business Report)

Formal writing and its rules should be understood better as it is the need of time and also important in your career. Here you will learn about the email etiquettes, ways to prepare Minute of the Meeting and also the Mou Preparation.

Related

Career lab | Graduate Program
April 11, 2020
Similar post

Professional Writing
March 7, 2017
Similar post

Career in TVET
May 4, 2020
Similar post

COURSE CURRICULUM

Day 1

🕒	Introduction	FREE	🕒	00:00:01
📄	Resume Writing		🕒	00:25:00
🕒	Applying for Dream Job		🕒	00:07:00
🕒	Preparing for Interview		🕒	00:24:00
📝	Quiz- Career Lab Day 1		🕒	00:10:00

CONTINUE COURSE

100%

~~Rs2,000.00~~ Rs200.00

5 DAYS 🕒

40 SEATS 👤

6 STUDENTS ENROLLED



You can now take the course as per your convenience. After you complete reading a first unit, you can click the NEXT UNIT section as shown below.

The screenshot shows a web browser at the URL glocalafterschool.com/course-status/. The page features a sidebar on the left for the course "Career lab | Graduate Program (Self Learning)" with a "Time Remaining : 5 Days" and a "100%" completion indicator. The sidebar lists units: "Day 1" (Introduction, Resume Writing, Applying for Dream Job, Preparing for Interview, Quiz- Career Lab Day 1) and "Day 2". At the bottom of the sidebar are buttons for "BACK TO COURSE", "REVIEW COURSE", and "FINISH COURSE". The main content area shows a video player for "Introduction" by "INSTRUCTOR GLOCAL AFTER SCHOOL". The video player has a play button, a progress bar at 01:14, and a logo for "GAS". Below the video player is a "DISCUSSION" section with an "ASK QUESTION" link. At the bottom right of the page is a "NEXT UNIT >" link.

After you complete the last unit, you need to click on Proceed to Quiz which is your learning assessment.

You can complete the quiz and also check the result.

Career lab | Graduate Program (Self Learning)

Time Remaining : 5 Days

100%

Day 1

- Introduction ✓
- Resume Writing ✓
- Applying for Dream Job ✓
- Preparing for Interview ✓
- Quiz- Career Lab Day 1 ✓

Day 2 +

BACK TO COURSE

REVIEW COURSE

FINISH COURSE

PREVIOUS UNIT

QUIZ- CAREER LAB DAY 1

There is no difference between a CV and a Resume

Marked Answer :

FALSE

Correct Answer :

FALSE

MARKS OBTAINED ✓ 1 TOTAL MARKS : 1

What is NOT acceptable in a resume document?

Marked Answer :

Grammatical Error

Correct Answer :

Grammatical Error

MARKS OBTAINED ✓ 1 TOTAL MARKS : 1

_____ is the correct layout for a resume.

Marked Answer :

Left Alignment

Correct Answer :

Left Alignment

MARKS OBTAINED ✓ 1 TOTAL MARKS : 1

If you have not heard back from the company, what is the best time to send a follow up email regarding your application?

Marked Answer :

After a week

Correct Answer :

After a week

MARKS OBTAINED ✓ 1 TOTAL MARKS : 1

ENDED

NEXT

After you complete all the curriculum and Quiz, you need to click on Finish Course. Then your evaluation scores appears.

The screenshot displays the course page for 'Career Lab | Graduate Program (Self Learning)' on the GlocalAfterschool website. The page features a navigation bar with the GlocalAfterschool (GAS) logo and various menu items like HOME, COURSES, and FILM BOOT CAMP. The main content area includes a course banner with an illustration of people at a computer, the course title, and instructor information for SADIKSHA THAPA. A progress bar indicates 'COURSE EVALUATED' and a green message states 'YOU'VE OBTAINED 90/100 IN COURSE CAREER LAB | GRADUATE PROGRAM (SELF LEARNING)'. Below this, a 'Related' section lists other courses. A 'Write a Review' section is visible with a review title field and a five-star rating system. On the right, a 'COURSE FINISHED' box offers a 'RETAKE COURSE' option with a 100% progress bar and a price reduction from Rs2,000.00 to Rs200.00. It also shows '6 STUDENTS ENROLLED' with five circular icons representing the students. A chat icon is located in the bottom right corner.

glocalafterschool.com/course/career-lab-graduate-program-self-learning/

GAS www.GLOCALAFTERSCHOOL.COM

HOME COURSES FILM BOOT CAMP ONLINE CONFERENCE BECOME AN ONLINE GURU 0 SARU PYAKUREL

Career Lab | Graduate Program (Self Learning)

(0 REVIEWS) 6 STUDENTS

Instructors

SADIKSHA THAPA
ORGANIZATIONAL PSYCHOLOGY

HOME CURRICULUM REVIEWS ACTIVITY EVENTS DRIVE

COURSE EVALUATED

YOU'VE OBTAINED 90/100 IN COURSE CAREER LAB | GRADUATE PROGRAM (SELF LEARNING)

You have successfully completed the course.

Related

Career lab Graduate Program April 11, 2020 Similar post	Professional Writing March 7, 2017 Similar post	Career in TVET May 4, 2020 Similar post
---	---	---

Write a Review

Review Title

Review Rating* ☆☆☆☆☆

COURSE FINISHED

RETAKE COURSE

100%

Rs2,000.00 Rs200.00

5 DAYS

40 SEATS

6 STUDENTS ENROLLED

After completion of the course, you will receive a certificate for completion of the course. Also, you can write the reviews about the course and also rate the course as per your learning experience.

**WE WISH YOU A HAPPY
LEARNING!**

Show us your interest for any course! How? Here are the steps!

You take our Course. You see the course title that interest you, you can always let us know so that we prepare that course for you as per your interest. When you open any courses scrolling the Home button, you can clearly notice a Blue colored icon which states – “*I am Interested*”

The screenshot shows a web browser at the URL glocalafterschool.com/course/script-writing-course/. The page header includes the website name and a breadcrumb trail: HOME / COURSE / SKILL DEVELOPMENT / SCRIPT WRITING COURSE. The main heading is 'Script Writing Course' with '(0 REVIEWS)' and '67 STUDENTS'. The instructor is listed as 'SAMPADA MALLA'. Below the heading are three tabs: 'HOME' (selected), 'CURRICULUM', and 'REVIEWS'. On the left, there is a graphic for the 'SCRIPT WRITING COURSE' featuring a film strip, a camera, and a microphone.

If you want to start learning this course, please notify us, once we reopen the course, we shall notify you.

[I am Interested](#)

Script Writing is the process of writing stories on the screenplay medium. Script writing is writing down the movement, actions, expression and dialogue of the characters in screenplay, in screenplay format. The process of writing a novel, a poem, or essay, is entirely different than script writing.

This course will help participants to understand the basic ideas and elements on script writing for short movies or television. This course will also help you in analyzing the successful films through perspective of writings. It will also make you reflect through the scope and career as scriptwriter.

Day 1: Understanding Script Writing

What is script writing? Basic elements of script writing. How to define the main character in our film? Interactive discussions.

Day 2: How to Script Write for Films and TV

How to write a script for a short film? How to write a script for TV? Using script writing software. Meaning of conflict and drama in films, and how to create them?


Day 3: Scope and Career in Scriptwriting

Three act structure in a film. Analyzing successful films through the perspective of writing. Scopes and career as a scriptwriter in Nepal. Interactive discussion of ideas to write a short film.

Related

The enrollment box features an orange button that says 'TAKE THIS COURSE' with '-2 SEAT LEFT' below it. Below the button, the price is shown as 'Rs5,000.00' with 'Rs500.00' crossed out. Further down, it lists '3 DAYS' with a clock icon and '66 SEATS' with a person icon.

67 STUDENTS ENROLLED



Windows Ink Workspa

When the icon “*I am Interested*“ is clicked, you see a form which you need to submit after filling the necessary information. We will then contact you after we open the same course for you as per your interest.

The screenshot shows a web browser at the URL glocalafterschool.com/course/script-writing-course/. The page features a navigation menu with 'HOME', 'CURRICULUM', and 'REVIEWS'. A central graphic displays 'SCRIPT WRITING COURSE' with icons for a camera, microphone, and film strip. A modal form is overlaid on the page, containing the following fields:

- Name*** (required): your full name
- Email*** (required): a valid email
- Contact*** (required): your full name
- Comments** (optional): more details

A blue 'Submit Form' button is located at the bottom right of the modal. The background page includes an 'Instructors' section with a profile for SAMPADA MALLA, a 'TAKE THIS COURSE' button with '-2 SEAT LEFT', a price reduction from Rs5,000.00 to Rs500.00, and a '67 STUDENTS ENROLLED' badge. A chat icon is visible in the bottom right corner.

Where can you get information about online courses and other opportunities?

You can always reach out to us through Facebook of Glocal After School. Please like our Facebook page and stay updated.

The image shows a screenshot of the Facebook page for "Glocal After School - Academy of Employability Skills". The page header includes the search bar with the page name, the user profile "Saru", and navigation links for Home, Create, and notifications. Below the header, there are tabs for Page, Inbox (20+), Events, Creator Studio, Manage Jobs, Notifications (20), and More. The main content area features a large profile picture of the organization, which is an orange circle with a white stylized 'G' and a plus sign. The page name and handle "@glocalafterschool" are displayed below the profile picture. A navigation menu on the left lists various page features: Home, Posts, Reviews, Videos, Photos, Live, About, Community, Events, and Services. The main content area shows a post from "WEEK" with a video of four people on stage. Below the video are interaction buttons for "Liked", "Following", "Share", and "Sign Up". There are also buttons for "Create", "Live", "Event", "Offer", and "Job". A "Create Post" section is visible with a text input field and options for "COVID-19 Up...", "Photo/Video", and "Get Messages". A "Promote" button is located at the bottom left. On the right side, there is a section for "School in Lalitpur, Nepal" with an "Open Now" button and a photo of a group of people with the caption "ABOUT GLOCAL AFTER SCHOOL - ACADEMY OF EMPLOYABILITY SKILLS".


You can stay connected to us through our Facebook Group – “Glocal After School”

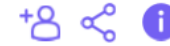
The screenshot displays the Facebook group page for 'Glocal After School'. The top navigation bar includes the group name, a search bar, and user profile 'Saru' with options for Home, Create, and notifications. The left sidebar lists group settings: About, Discussion (selected), Members, Events, Videos, Photos, Watch Party, and Moderate Group. Below this is a search bar for the group and a list of shortcuts to other groups like 'CAS Information Portal' and 'Glocal Pvt. Ltd.'. The main content area features a large banner with an illustration of a person at a laptop with a lightbulb above their head, and the text 'अनलाईन सिकौं' (Online Learning) and 'Let's Initiate Learning Online' with the website 'www.glocalafterschool.com'. Below the banner are buttons for 'Joined', 'Notifications', 'Share', and 'More'. The post creation area includes options for 'Write Post', 'Photo/Video', 'Live Video', and 'More', along with a text input field and buttons for 'Photo/Video', 'Watch Party', and 'Tag Friends'. The 'NEW ACTIVITY' section shows a post by 'Bibek Gaihre' shared on June 23 at 8:04 PM, featuring a handwritten note in Nepali. On the right, there are sections for 'CATEGORIZE POSTS' with a 'Create Topic' button, 'INVITE MEMBERS' with an input field, and 'INVITE FRIENDS' with a list of members and 'Invite' buttons.

You can also connect to us joining our Viber Community. We are using this community to have a space for sharing about information, communications regarding the activities we do and also some informative Youth, Social, Education and Entrepreneurship details and opportunities.


Here is the link: Join Glocal

<https://invite.viber.com/?g2=AQA1Ghd0hLbEYUtpnflf0XDNWfsjxL%2BrT7JeI4oMYAk hcrfr%2FiGbuFljqRQe7EfG>

 **Glocal**
576 members



Welcome to the Community of Glocal ! We are happy to have you all here, we are using this communit...
Pinned by Thakur ASISH on 4/24/2020



About

Here we are to share about activities and opportunities!

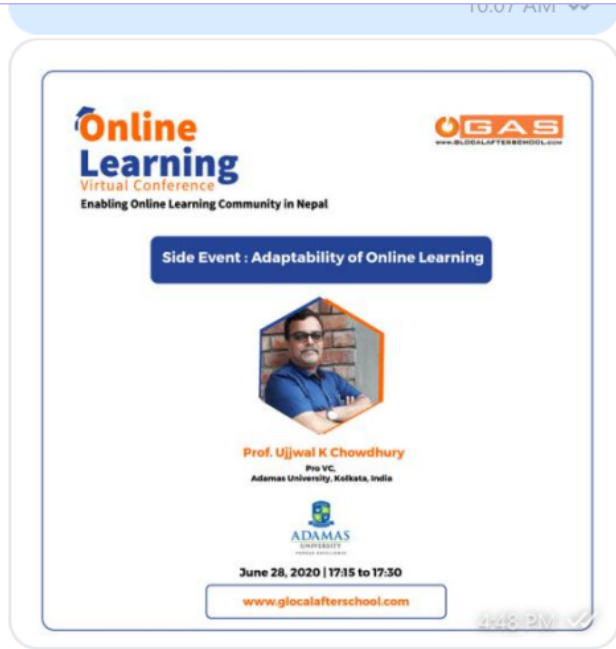
Media

show all



Gifs

1



Online Learning Virtual Conference by Glocal After School
Side Event: Adaptability of Online Learning
Let's hear from Prof. Ujjwal K Chowdhury, Pro-Vice Chancellor at Adamas University, India regarding the change of learning process from the conventional learning to E-learning in the

